

Video Monitor

Colour



Black & White



Colour Video Monitor

Common features

- S-VIDEO input and output terminals
- Built-in compact loudspeaker (1W)
- Automatic Voltage selector, 100 V to 240 V AC
- Durable metal cabinet
- Images signal input / output terminal allows a bridge connection

Super High-resolution



19" High-resolution Colour Video Monitor

VMC-8619P

- More than 800 TV lines of horizontal resolution
- Three channels of audio and video input, — selectable from the front panel
- Overscan / underscan selectable from the front panel
- On-screen mode setting, menu languages built in: English / French / Germany / Spanish / Italian / Russian
- EIA Rack mountable

Super High-resolution



14" High-resolution Colour Video Monitor

VMC-8614P

- More than 750 TV lines of horizontal resolution
- Three channels of audio and video input, — selectable from the front panel, sequential display also available
- On-screen mode setting, menu languages built in: English / French / Germany / Spanish / Italian / Russian

High-resolution



14" High-resolution Colour Video Monitor

VMC-8414P

- More than 700 TV lines of horizontal resolution



14" Colour Video Monitor

VMC-8114P

- More than 400 TV lines of horizontal resolution

Super high-resolution system of the future

This advanced system handles the entire process from shooting to recording in super high-resolution mode, as all equipment (camera, multiplexer, VCR, and monitor) adheres to the same standard. Live pictures with a horizontal resolution of 520 TV lines are captured by VCC-6572P / VCC-6574P and fed to your monitor as super high-resolution images. The DTL-4800P also makes it possible to record these super high-resolution images using its digital recording technology.



1/3" Colour CCD DSP High-resolution Camera
VCC-6572P




1/3" Colour CCD DSP High-resolution Camera
VCC-6574P



16-channel Colour Duplex Multiplexer
MPX-CD162P



9-channel Colour Duplex Multiplexer
MPX-CD92P



Digital Real Time VCR
DTL-4800P
More than 520 TV lines of horizontal resolution



19" High-resolution Colour Video Monitor
VMC-8619P
More than 800 TV lines of horizontal resolution



14" High-resolution Colour Video Monitor
VMC-8614P
More than 750 TV lines of horizontal resolution

B/W Video Monitor

Common features

- High-performance black & white monitor
- Two channels of video input, — selectable from the front panel
- Automatic Voltage selector, 100 V to 240 V AC
- Durable metal cabinet
- Images signal input / output terminal allows a bridge connection



20" B/W Video Monitor **VM-6620P**

- More than 1000 TV lines of horizontal resolution



15" B/W Video Monitor **VM-6615P**

- More than 1000 TV lines of horizontal resolution



12" B/W Video Monitor **VM-6612P**

- More than 800 TV lines of horizontal resolution



9" B/W Video Monitor **VM-6609P**

- More than 800 TV lines of horizontal resolution
- 2 sets side-by-side 19" rack mountable

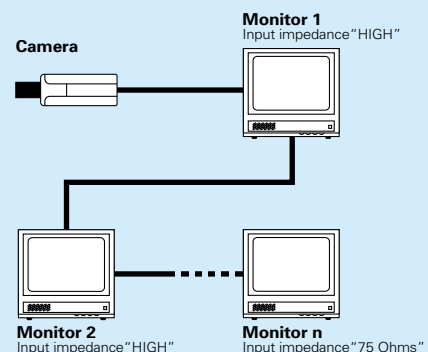
Monitor Bridge Connection

To display camera images on several monitors, simply bridge connect the monitors.

Please use RG-59U / RG-6U coaxial cable to minimize deterioration of the signal.

With VMC-8414P, VMC-8114P, VM-6620P, VM-6615P, VM-6612P, and VM-6609P, set the input impedance switch at the end only to 75 Ohms, and set all the rest to "HIGH".

VMC-8619P, and VMC-8614P, have auto-termination.

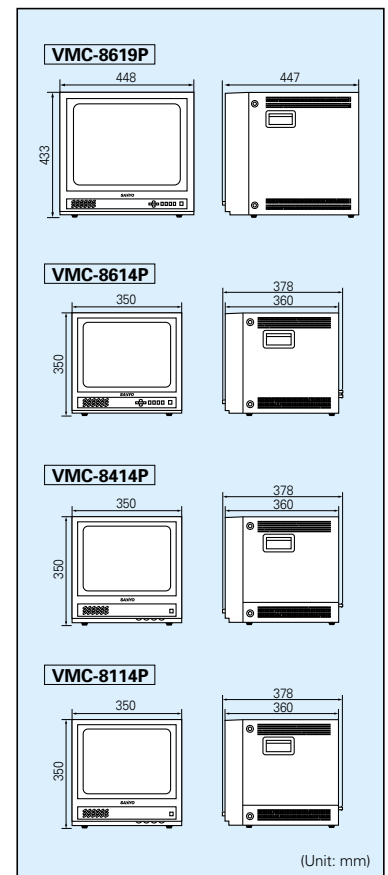


Specifications for colour video monitor

MODEL	VMC-8619P	VMC-8614P
Colour system	PAL / NTSC, Automatic detection	PAL / NTSC, Automatic detection
CRT	19" 90° deflection	14" 90° deflection
Scanning frequency	H: 15.625 kHz, V: 50 Hz (PAL) H: 15.734 kHz, V: 59.94 Hz (NTSC)	H: 15.625 kHz, V: 50 Hz (PAL) H: 15.734 kHz, V: 59.94 Hz (NTSC)
Horizontal resolution	More than 800 TV lines	More than 750 TV lines
Input terminals	Composite video input A	1.0 V (p-p), 75 Ohms, negative sync., BNC x 1, bridged-out possible, auto-termination
	Composite video input B	1.0 V (p-p), 75 Ohms, negative sync., BNC x 1, bridged-out possible, auto-termination
	S-VIDEO	Y: 1.0 V (p-p), 75 Ohms, negative sync. C: 0.3 V (p-p), 75 Ohms (PAL) 0.286 V (p-p), 75 Ohms (NTSC)
	Audio input	Mini-DIN 4-pin x 1, bridged-out possible, auto-termination
Output terminals	Video out A	Video out A, loop-through, BNC x 1
	Video out B	Video out B, loop-through, BNC x 1
	S-Video out	S-Video out, loop-through, Mini-DIN 4-pin x 1
	Audio out	Audio out, loop-through, RCA x 3
Built-in speaker	x 1	x 1
Audio output	1 W	1 W
Power source	100 V to 240 V AC, 50 / 60 Hz	100 V to 240 V AC, 50 / 60 Hz
Power consumption	95 W	82 W
Operating conditions	-10°C to 45°C [14°F to 113°F] (Humidity: 10% to 90% RH)	-10°C to 45°C [14°F to 113°F] (Humidity: 10% to 90% RH)
Dimensions (W x H x D)	448 x 433 x 447 mm [17.64 x 17.05 x 17.6 in.]	350 x 350 x 378 mm [13.78 x 13.78 x 14.88 in.]
Weight	25 kg [55.1 lbs.]	14 kg [30.9 lbs.]

MODEL	VMC-8414P	VMC-8114P
Colour system	PAL	PAL
CRT	14" 90° deflection	14" 90° deflection
Scanning frequency	H: 15.625 kHz, V: 50 Hz	H: 15.625 kHz, V: 50 Hz
Horizontal resolution	More than 700 TV lines	More than 400 TV lines
Input terminals	Composite video input A	1.0 V (p-p), 75 Ohms, BNC x 1, bridged-out possible, termination switch provided
	S-VIDEO	Y: 1.0 V (p-p), 75 Ohms C: 0.3 V (p-p), 75 Ohms Mini-DIN 4-pin x 1, bridged-out possible, termination switch provided
	Audio input	RCA x 1, bridged-out possible
Output terminals	Video out A	Video out A, loop-through, BNC x 1
	S-VIDEO out	S-VIDEO out, loop-through, Mini-DIN 4-pin x 1
	Audio out	Audio out, loop-through, RCA x 1
	Built-in speaker	x 1
Audio output	1 W	1 W
Power source	100 V to 240 V AC, 50 / 60 Hz	100 V to 240 V AC, 50 / 60 Hz
Power consumption	80 W	60 W
Operating conditions	-10°C to 50°C [14°F to 122°F] (Humidity: 10% to 90% RH)	-10°C to 40°C [14°F to 104°F] (Humidity: 10% to 90% RH)
Dimensions (W x H x D)	350 x 350 x 378 mm [13.78 x 13.78 x 14.88 in.]	350 x 350 x 378 mm [13.78 x 13.78 x 14.88 in.]
Weight	14 kg [30.9 lbs.]	14 kg [30.9 lbs.]

*Specifications subject to change without notice

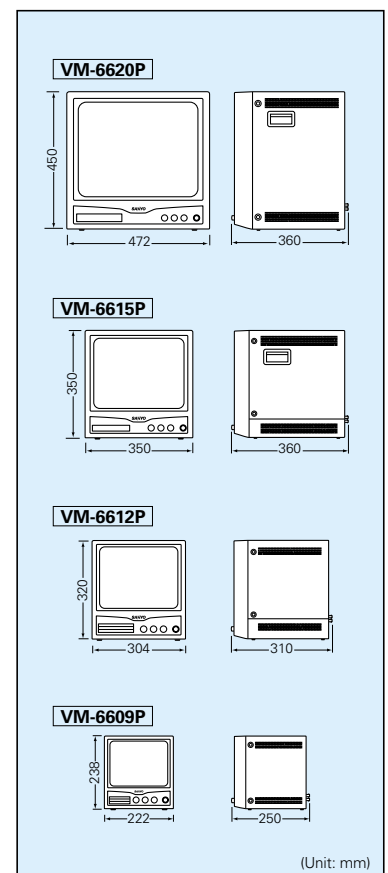


Specifications for B/W video monitor

MODEL	VM-6620P	VM-6615P
Television system	CCIR	CCIR
CRT	20" 90° deflection	15" 90° deflection
Scanning frequency	H: 15.625 kHz, V: 50 Hz	H: 15.625 kHz, V: 50 Hz
Horizontal resolution	1000 TV lines and over at center	1000 TV lines and over at center
Input terminals	Composite video input A	1.0 V (p-p), 75 Ohms, BNC x 1, bridged-out possible, termination switch provided
	Composite video input B	1.0 V (p-p), 75 Ohms, BNC x 1, bridged-out possible, termination switch provided
Output terminals	Video out A	Video out A, loop-through, BNC x 1
	Video out B	Video out B, loop-through, BNC x 1
Power source	100 V to 240 V AC, 50 / 60 Hz	100 V to 240 V AC, 50 / 60 Hz
Power consumption	36 W	35 W
Operating conditions	-10°C to 40°C [14°F to 104°F] (Humidity: 10% to 90% RH)	-10°C to 40°C [14°F to 104°F] (Humidity: 10% to 90% RH)
Dimensions (W x H x D)	472 x 450 x 360 mm [18.58 x 17.72 x 14.17 in.]	350 x 350 x 360 mm [13.78 x 13.78 x 14.17 in.]
Weight	19 kg [41.9 lbs.]	11 kg [24.3 lbs.]

MODEL	VM-6612P	VM-6609P
Television system	CCIR	CCIR
CRT	12" 90° deflection	9" 90° deflection
Scanning frequency	H: 15.625 kHz, V: 50 Hz	H: 15.625 kHz, V: 50 Hz
Horizontal resolution	800 TV lines and over at center	800 TV lines and over at center
Input terminals	Composite video input A	1.0 V (p-p), 75 Ohms, BNC x 1, bridged-out possible, termination switch provided
	Composite video input B	1.0 V (p-p), 75 Ohms, BNC x 1, bridged-out possible, termination switch provided
Output terminals	Video out A	Video out A, loop-through, BNC x 1
	Video out B	Video out B, loop-through, BNC x 1
Power source	100 V to 240 V AC, 50 / 60 Hz	100 V to 240 V AC, 50 / 60 Hz
Power consumption	30 W	20 W
Operating conditions	-10°C to 40°C [14°F to 104°F] (Humidity: 10% to 90% RH)	-10°C to 40°C [14°F to 104°F] (Humidity: 10% to 90% RH)
Dimensions (W x H x D)	304 x 320 x 310 mm [11.97 x 12.6 x 12.2 in.]	222 x 238 x 250 mm [8.74 x 9.37 x 9.84 in.]
Weight	7.5 kg [16.5 lbs.]	4.5 kg [9.9 lbs.]

*Specifications subject to change without notice



***Caution:** please consult the instruction manual to ensure safe and proper operation of the product.

*Television inset image is simulated.

Distributed by:

SANYO

SANYO Electric Co., Ltd.
Video Imaging Systems Division
©2001 SANYO Printed in Japan 01.3. AP